

Kindergarten Title I
Week of June 1

Welcome to our last week of school!

1. Alphabet --Continue to practice any letters and/or sounds your child doesn't know.

You have reviewed all the short vowel sounds with your child already. Continue to practice three letter words (examples: can, hot, pin, bug, etc.). If you want to challenge your child a little, introduce the sounds of /sh/ /th/ and /ch/ (one at a time) and have them read and spell words with those. Some examples: shut, this, chat, etc.

If your child is doing well with all of these skills, add some two-letter blends, like sl, bl, br, cr, etc. See if they can hear all FOUR sounds in a word and write them down. Here are some example words:

Clap, slid, Brad, drip, flat

2. Education.com -- Our students' subscriptions to Education.com are still accessible from home. Instructions to access these lessons are below. This section of my lesson will not change from week to week, but the content when your child logs in will always be fresh and new to them. I will give your child stamps on his/her chart for each lesson they complete.

Go to <http://www.education.com/games/play>

Enter our classroom code: BAHWHV

Click on "Kindergarten Title I" and then your child's name

From here, they can click on "Assignments" and finish anything they were working on at school. If there are no assignments, they can click on "Reading and Writing" and work on quests by starting at the sign that says "Start Lessons Here" and working around the path. When a lesson is finished, a green checkmark will show up there. Then it's time to follow the path and go on to the next lesson.

3. Reading -- I will try to do a daily read-aloud on our Team Title I Facebook group. Facebook live has been very glitchy for me lately. If you are not already a member of that group, contact me and I will add you. If your child listens, please be sure to comment below the video so I know they joined in!
4. You Tube videos -- Here are some You Tube videos to watch this week: (Just type the titles in the search box on You Tube)

Watch the Jack Hartmann Fry Sight Word Review 126-150.

(If your child already knows all those words, rewatch any of the previous videos for review.)

Watch "Word Families 7 -ot: A Hot Pot" video

(I will put links to all the videos we have used so far on our Facebook group for easy access. It is a good idea to go back and rewatch previous videos for review.)

5. Each week we practice nursery rhymes in Title I. Ask your child to show you "Goosey Goosey Gander:"

Goosey goosey gander
Where do you wander?
Upstairs and downstairs
And in my lady's chamber

FIVE Bonus stamps on your chart: Post a video of yourself saying the nursery rhyme on our Team Title I Facebook group! Get an extra BONUS stamp if you also do the motions!

6. Please send me a message on Class Tag or via email any day that your child works at home. Please tell them that I will keep track and stamp their charts for whatever practice they do so they can still get the rewards they earned.

Since this is the last week of school, I will be posting information on our Facebook group about how your child can redeem his/her reward chart for a prize(s). Stay tuned there and on Class Tag for important end-of-year details!

I also want you to know that your child's Education.com subscription remains active over the summer, so they can continue to work on it. If they run out of assignments, you can still feel free to message me and I will add more. This year I think it is more important than ever to keep our students engaged in some reading over the summer.

Thank you for helping your child at home! If I can be of any assistance, you can reach me at spreston@brockway.k12.pa.us or via Class Tag. I will respond as quickly as possible, especially between the hours of 9 a.m. and 3 p.m. In the evening I may not be as readily available, but I will still check my messages periodically. Please feel free to share photos and stories of what your children are doing at home with our Team Title I Facebook page to help us stay connected! Take care, stay safe and tell your children I miss them. :-)

Mrs. Preston

First Grade Title I
Week of June 1

Welcome to our last week of school!

Here are some activities you can do with your child this week:

1. Sight Words -- https://www.k12reader.com/Fry-Words/fry_first_100.pdf

Keep forging ahead on the sight word list. Remember to work on 10 at a time. When your child knows some of those, take them out and replace them with a few new ones. Save the old ones and review them about once a week. The goal is to know all 100 by the end of the year. If your child doesn't know all 100, you can continue to practice them over the summer. There are many fun and engaging ways to practice. Do a quick Google search for "sight word games" and you will find many (both online and traditional games).

2. Phonics -- I have lessons set up on short vowels on Education.com. These lessons will advance automatically as your child completes work. This section of my lesson plan will not change from week to week, but the content will always be fresh when they log in.

Go to <http://www.education.com/games/play>

Choose "sign in with classroom code."

Enter our classroom code: BAHWHV

Choose "First Grade Title I" from groups

Choose your child's name

Click "Reading and Writing"

This will open your child's current lessons. They should start where it says "Start Lessons Here." When they have finished a set of lessons, there will be a green checkmark showing in that section. Then follow the path and move to the next lesson. It's important to do the lessons in order so the work doesn't become too difficult. I can see the work they've done at home, so I will keep an eye on it to make sure they are at the appropriate level.

Let me know if you have any difficulty. I can provide "tech support!"

3. Reading fluency and comprehension -- RAZ-Kids has work at your child's current independent reading level. Again, this section of my lesson will not change from week to week, but the content will always be fresh. I will be sure to award extra "stars" in the program to your child for working on their books. The students love to use their stars to build robots and rockets.

Go to <http://www.raz-kids.com>

Click "kids login"

Enter the teacher username "teamtitle"

Choose your child's name from the list

The picture of the bunny is the password

Your child knows what to do from here. We use this once a week at school. They can work in "Level Up." The site will read the story to them first. Then they go back and read it aloud themselves. Then they take a quiz. I can see their work from home so I'll know how they are doing and can adjust up or down accordingly.

4. More fluency practice -- Read along to the words of this song to help you practice your fluency. Make sure you point at the words as you sing!

Head, shoulders, knees and toes
Knees and toes
Head, shoulders, knees and toes
Knees and toes
Eyes and ears and mouth and nose
Head, shoulder, knees and toes
Knees and toes

Ankles, elbows, feet and seat
Feet and seat
Ankles, elbows, feet and seat
Feet and seat
Hair and hips and chin and cheeks
Ankles, elbows, feet and seat
Feet and seat

Want to earn five stamps on your chart? Make a video of yourself singing this song (while looking at the words, of course) and post it on our Facebook group! Or, pick your own favorite song, print out the words and sing along to it and share your video.

Challenge: Call out a specific word from the song and ask your child to find that word. It's okay if they have to go back and sing and point to find it. That's developing good reading skill!

Joke of the week:

What animal is always at a baseball game?

A bat!

FIVE Bonus stamps on your chart: Post a video of yourself singing the song or reading the joke on our Facebook group!

5. I will try to do a daily read-aloud on our Team Title I Facebook group. Facebook live has been very glitchy for me lately. If your child listens, please be sure to comment below so I know they joined in!
6. Please post on our Team Title Facebook group or send me a message on Class Tag or via email any day that your child works at home. Let me know what they did and I will be sure to stamp their reward chart so that they can get all the rewards they have earned.

Since this is the last week of school, I will be posting information on our Facebook group about how your child can redeem his/her reward chart for a prize(s). Stay tuned there and on Class Tag for important end-of-year details!

I also want you to know that your child's Education.com and RAZ-Kids subscriptions remain active over the summer, so they can continue to work on it. If they run out of assignments, you can still feel free to message me and I will add more. This year I think it is more important than ever to keep our students engaged in some reading over the summer.

Thank you for helping your child at home! If I can be of any assistance, you can reach me at spreston@brockway.k12.pa.us or via ClassTag. I will respond as quickly as possible, especially if you message between 9 a.m. and 3 p.m. In the evening I may not be as readily available, but will still check my messages periodically. Please feel free to share photos and stories of what your child is doing on our Team Title I Facebook group. It is a private group, so it is only accessible to families of students in our Title

program. It will help us stay connected! If you are not a member of this group, let me know and I will add you! Take care, stay safe and tell your children I miss them!

Mrs. Preston

Second Grade Title I
Week of June 1

Welcome to our last week of school!

Here are some activities you can do with your child this week:

1. Sight Words -- https://www.k12reader.com/Fry-Words/fry_second_100.pdf

Keep forging ahead on the sight word list. Remember to work on 10 at a time. When your child knows some of those, take them out and replace them with a few new ones. Save the old ones and review them about once a week. The goal is to know all 100 by the end of the year. If your child doesn't know all 100, you can continue to practice them over the summer. There are many fun and engaging ways to practice. Do a quick Google search for "sight word games" and you will find many (both online and traditional games).

2. Phonics -- I have lessons set up on phonics skills on Education.com. These lessons will advance automatically as your child completes work. This section of my lesson plan will not change from week to week, but the content will always be fresh when they log in.

Go to <http://www.education.com/games/play>

Choose "sign in with classroom code."

Enter our classroom code: BAHWHV

Choose "Second Grade Title I" from groups

Choose your child's name

Click "Reading and Writing"

This will open your child's current lessons. They should start where it says "Start Lessons Here." When they have finished a set of lessons, there will be a green checkmark showing in that section. Then follow the path and move to the next lesson. It's important to do the lessons in order so the work doesn't become too difficult. I can see the work they've done at home, so I will keep an eye on it to make sure they are at the appropriate level.

Let me know if you have any difficulty. I can provide "tech support!"

3. Reading fluency and comprehension -- RAZ-Kids has work at your child's current independent reading level. Again, this section of my lesson will not change from week to week, but the content will always be fresh. I will be sure to award extra "stars" in the program to your child for working on their books. The students love to use their stars to build robots and rockets.

Go to <http://www.raz-kids.com>

Click "kids login"

Enter the teacher username "teamtitle"

Choose your child's name from the list

The picture of the bunny is the password

Your child knows what to do from here. We use this once a week at school. They can work in "Level Up." The site will read the story to them first. Then they go back and read it aloud themselves. Then they take a quiz. I can see their work from home so I'll know how they are doing and can adjust up or down accordingly.

4. More fluency practice -- Read along to the words of this song to help you practice your fluency. Make sure you point at the words as you sing!

Head, shoulders, knees and toes
Knees and toes
Head, shoulders, knees and toes
Knees and toes
Eyes and ears and mouth and nose
Head, shoulder, knees and toes
Knees and toes

Ankles, elbows, feet and seat
Feet and seat
Ankles, elbows, feet and seat
Feet and seat
Hair and hips and chin and cheeks
Ankles, elbows, feet and seat
Feet and seat

Want to earn five stamps on your chart? Make a video of yourself singing this song (while looking at the words, of course) and post it on our Facebook group! Or, pick your own favorite song, print out the words and sing along to it and share your video.

Questions:

Can you find three “two vowels go walking” words in the song?

Can you find a word with a silent letter?

Can you find a “rule breaker” word? (A word that doesn’t follow our phonics rules? There is more than one in the song!)

Challenge: Call out a specific word from the song and ask your child to find that word. It’s okay if they have to go back and sing and point to find it. That’s developing good reading skill!

Joke of the week:

What animal is always at a baseball game?

A bat!

FIVE Bonus stamps on your chart: Post a video of yourself singing the song or reading the joke on our Facebook group!

5. I will try to do a daily read-aloud on our Team Title I Facebook group. Facebook live has been very glitchy for me lately. If your child listens, please be sure to comment below so I know they joined in!
6. Please post on our Team Title Facebook group or send me a message on Class Tag or via email any day that your child works at home. Let me know what they did and I will be sure to stamp their reward chart so that they can get all the rewards they have earned.

Since this is the last week of school, I will be posting information on our Facebook group about how your child can redeem his/her reward chart for a prize(s). Stay tuned there and on Class Tag for important end-of-year details!

I also want you to know that your child’s Education.com and RAZ-Kids subscriptions remain active over the summer, so they can continue to work on it. If they run out of assignments, you can still feel free to message me and I will add more. This year I think

it is more important than ever to keep our students engaged in some reading over the summer.

Thank you for helping your child at home! If I can be of any assistance, you can reach me at spreston@brockway.k12.pa.us or via ClassTag. I will respond as quickly as possible, especially if you message between 9 a.m. and 3 p.m. In the evening I may not be as readily available, but will still check my messages periodically. Please feel free to share photos and stories of what your child is doing on our Team Title I Facebook group. It is a private group, so it is only accessible to families of students in our Title program. It will help us stay connected! If you are not a member of this group, let me know and I will add you! Take care, stay safe and tell your children I miss them!

Mrs. Preston

Mrs. Snyder's Intermediate Reading Champions

For the final time this school year,
check out these reading activities for June 1-5, 2020

Quote of the week: *(Marcus Tullius Cicero)*

"If you have a garden 🌽 and a library 📖 ,
you have everything you need. 😎"

Riddle Me This:

If I have it, I don't share it. If I share it, I don't have it. What is it?

Homophone Fun:

What do you say to a soldier in shining armor when he goes to bed?

Night-night, Knight!










What do you call a lazy statue?

An idle idol!

What does a clock do when it's hungry?

 It goes back four seconds!

Tongue Twister Time:

 I thought a thought, 
but the thought I thought
 wasn't the thought I thought I thought.
If the thought I thought I thought
had been the thought I thought, 
I wouldn't have thought so much.
    

Poetry Pick: 

My iPhone Did My Homework by Kenn Nesbitt

My iPhone did my homework. I simply talked to Siri.
I read her all the problems and she answered every query.

I asked her "What is five times twelve?"

She answered, "Allentown."

Her answer seemed suspicious, but I shrugged and wrote it down.

I asked her, "Who's the President or leader of Peru?"

She answered, "Forty seven," so I wrote that one down, too.

I asked her ten more questions, and she answered every one.

Her answers seemed bizarre, but I was glad to have it done.

It seems that Siri's not too smart, or maybe slightly deaf.



I turned my homework in today and got a big, red "F."

I guess, for homework, Siri's not the best to call upon.

I'll only let Alexa do my homework from now on.

MY FAVORITE READING CHALLENGES:

- A. Read while wearing sunglasses and a cape.
 - B. Read under a large, shade tree with a cold drink.
 - C. Read in a fort you made inside or outside of your house.
 - D. Read a book together with your parents, a sibling or a friend.
 - E. Read something everyday this summer.
- (Magazines, comic books, jokes, and song lyrics count!)

 Shhhh! If you have a SECRET and you share it,
you don't have it anymore! 

DON'T FORGET RAZ-KIDS!!

Good news! You can use RAZ-Kids all summer and earn Title bucks!

Forgot how to log in? Here's how:

Go to <http://www.raz-kids.com>

Click "kids login"

Enter the teacher username: "dsnyder36"

Find your name and click on the icon

Use the bunny for the password; then click "Go"

Click on "Level Up" and you should be all set!

ZOOMING PARTIES IN JUNE

I will be in our Zoom classroom EVERYDAY this week.

We will read together, play games and earn prizes!

The times may vary.

I will post the schedule on Class Tag and Title 1 Facebook

Even if you haven't zoomed with me yet, you can come this week.

I would love to see you!!! 🐰🐰

Reader's Theater Pick:

"Oh, Give Me a Home in a Book

based on "Home on the Range"

Cold read first; Then find a partner to help.

Keep reading after this page for the script.

Stay well & Take care! I miss you! Mrs. Snyder

Contact Information for Mrs Snyder:

ClassTag or email: dsnyder@brockway.k12.pa.us

I monitor both and will respond as quickly as possible. I am willing to help with questions in other subjects as well. Please feel free to share photos and stories on our **Team Title 1 Facebook group**. If your family is not a member of our group, let me know and I will make sure you are added.

Oh, Give Me a Home in a Book

By Carol Montgomery 2013

Reader 1: Oh, give me a home,



Where the elephants roam,

Where the lions and tigers can play.

Where monkeys live free to be best friends with me,

And the penguins sing loudly all day. 

All: Home, home in a book,



Where the lions and tigers can play. 

Where monkeys live free to be best friends with me,

And the penguins sing loudly all day.

Reader 2: Oh, give me a home



Where the dinosaurs roam

Where the food is not going to be me!

Where animals talk as we go for a walk,

 And the bugs do not bite, but serve tea. 

All: Home, home in a book,

Where the lions and tigers can play.

 Where monkeys live free to be best friends with me,

And the penguins sing loudly all day. 

Reader 3: Oh, give me a home,


Where the real heroes roam, 

Where the knights only fight with a sword.

Where princesses cling to the dream of a king,

 And the treasures of kingdoms are stored.

All: Home, home in a book, 

 Where the lions and tigers can play.

Where monkeys live free to be best friends with me, 

 And the penguins sing loudly all day. 